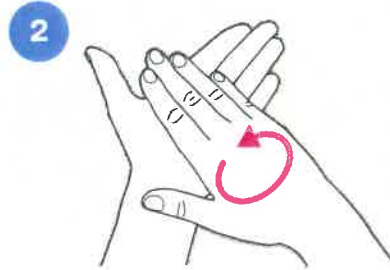




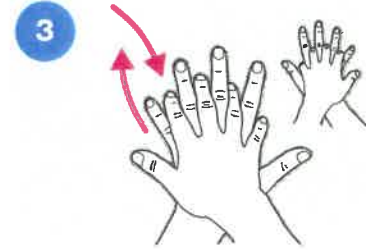
# Best Practice: How to handrub step by step images



1 Apply a palmful of the product in a cupped hand and cover all surfaces.



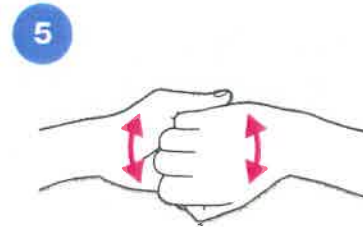
2 Rub hands palm to palm.



3 Right palm over the back of the other hand with interlaced fingers and vice versa.



4 Palm to palm with fingers interlaced.



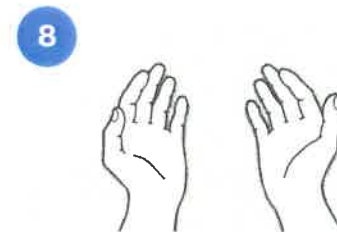
5 Backs of fingers to opposing palms with fingers interlocked.



6 Rotational rubbing of left thumb clasped in right palm and vice versa.



7 Rotational rubbing, backwards and forwards with clasped fingers of right hand in left palm and vice versa.



8 Once dry, your hands are safe.